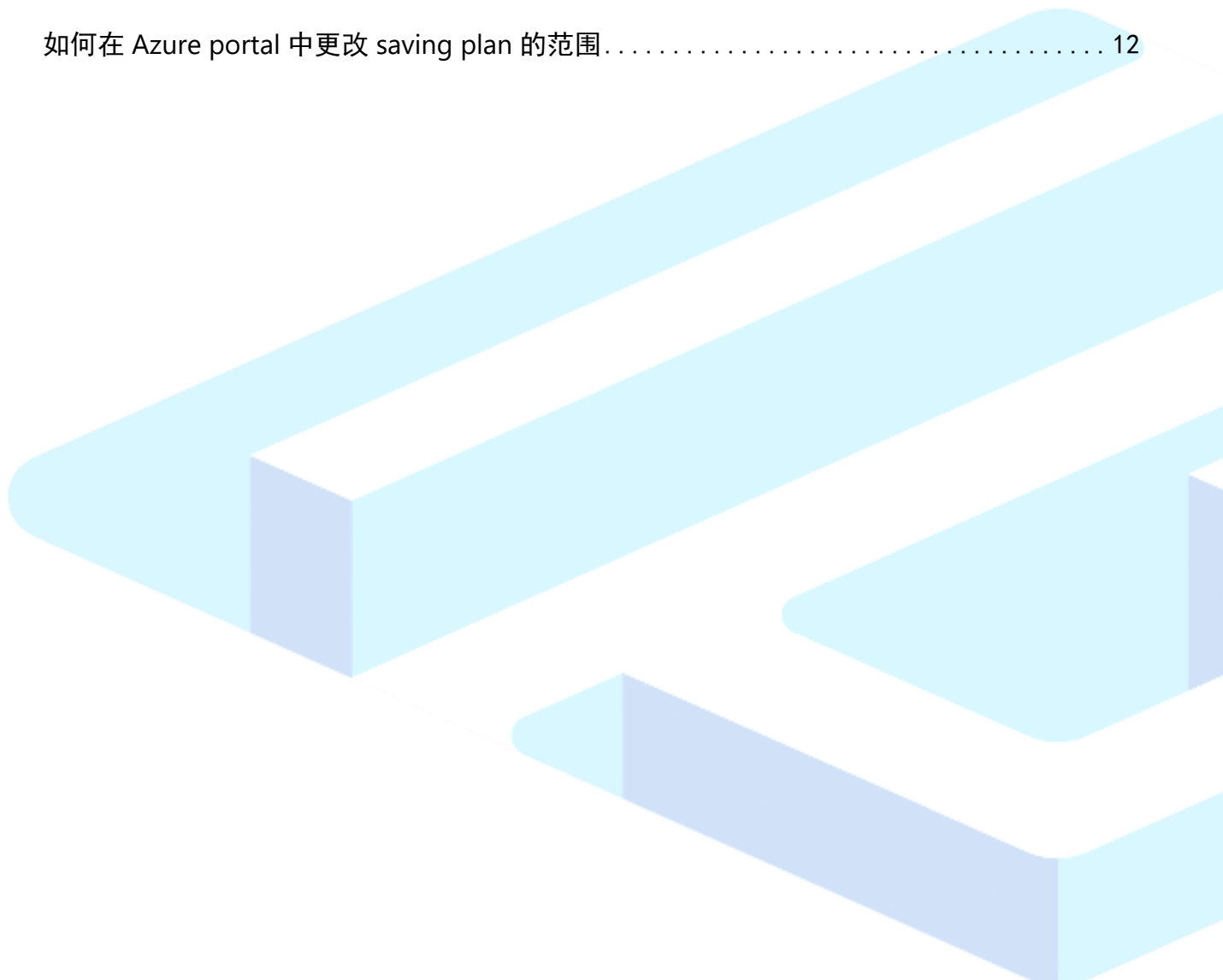


节省计划购买与管理

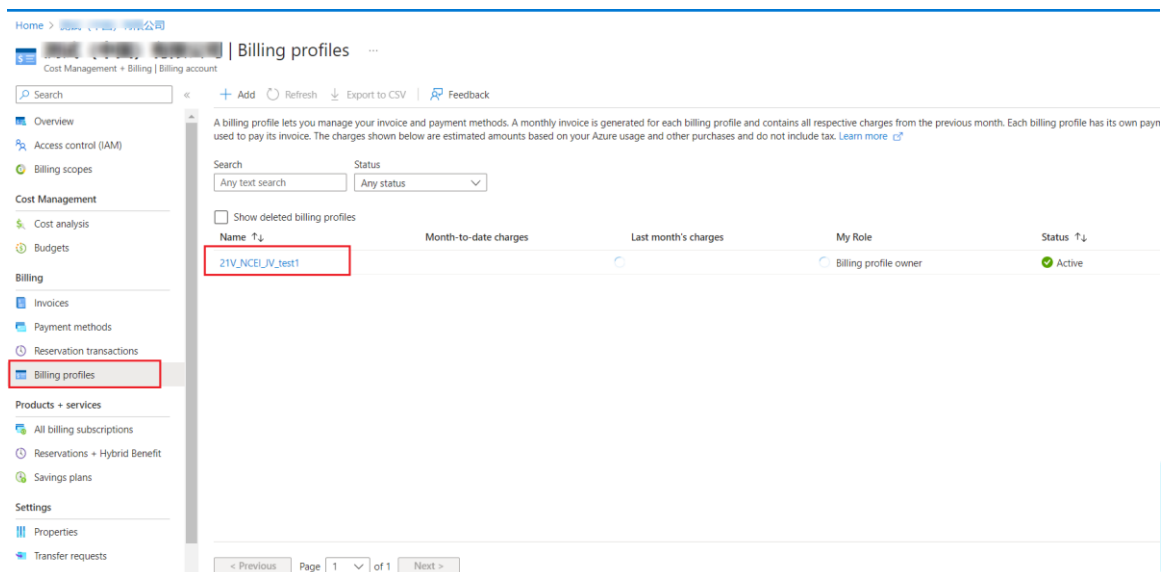
目录

| | | |
|----|--|----|
| 一、 | 如何续订 Saving Plan..... | 2 |
| 二、 | 如何查看 Saving Plan 的 Order ID | 4 |
| 三、 | 如何查看 saving plan 的属性..... | 6 |
| 四、 | 如何购买 saving plan | 8 |
| 五、 | 如何在 Azure portal 中查看 saving plan 的详情以及利用率..... | 10 |
| 六、 | 如何在 Azure portal 中更改 saving plan 的范围..... | 12 |



一、如何续订 Saving Plan

- 登录到 Azure Portal (<https://portal.azure.cn>)
- 搜索 cost Management+Billing
- 点击左侧的 Billing Profile (计费科目)



Home > 世纪互联蓝云有限公司 | Billing profiles ...

Cost Management + Billing | Billing account

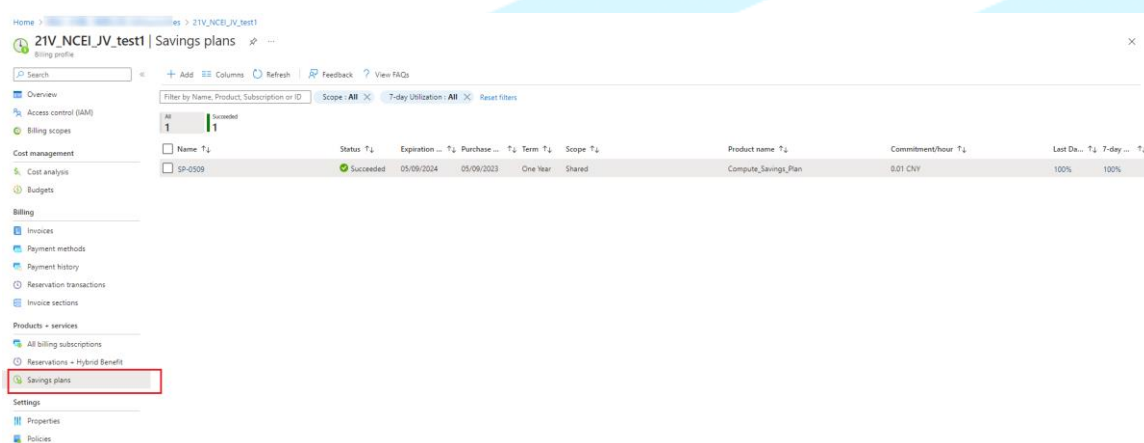
Search: [Any text search] Status: [Any status]

Show deleted billing profiles

| Name | Month-to-date charges | Last month's charges | My Role | Status |
|-------------------|-----------------------|----------------------|-----------------------|--------|
| 21V_NCEI_JV_test1 | | | Billing profile owner | Active |

< Previous Page 1 of 1 Next >

- 点击左侧的 savings plans (节省计划)



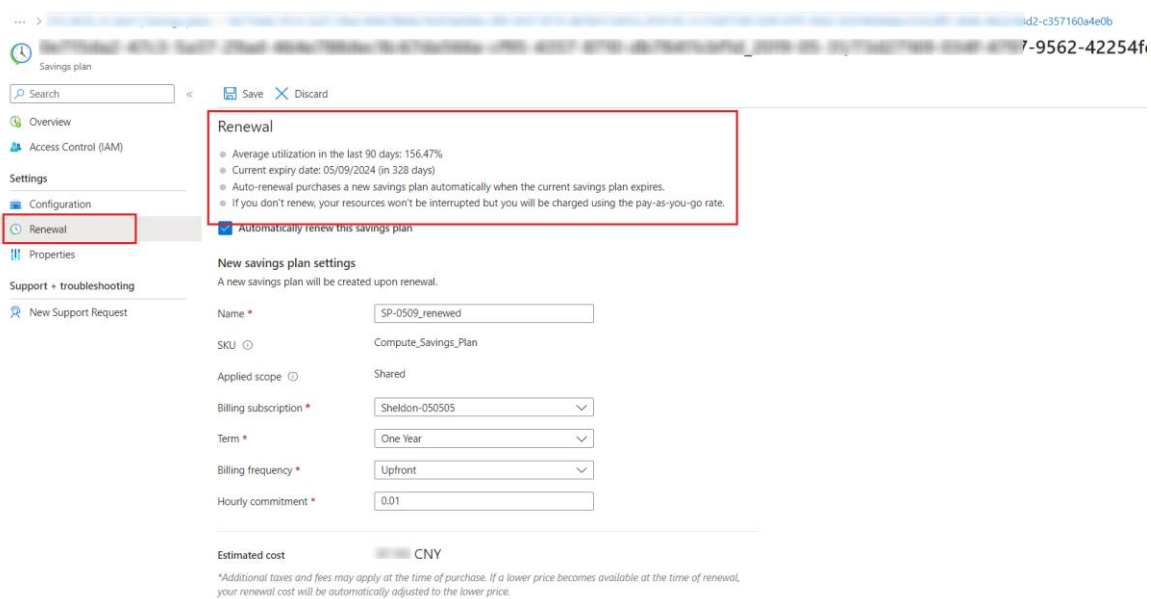
Home > 世纪互联蓝云有限公司 > 21V_NCEI_JV_test1 | Savings plans ...

21V_NCEI_JV_test1 | Savings plans

Filter by Name, Product, Subscription or ID. Scope: All T-day Utilization: All

| Name | Status | Expiration | Purchase | Term | Scope | Product name | Commitment/hour | Last Da... | T-day... |
|---------|------------|------------|------------|----------|--------|----------------------|-----------------|------------|----------|
| SP-0509 | Successful | 05/09/2024 | 05/09/2023 | One year | Shared | Compute_Savings_Plan | 0.01 CNY | 100% | 100% |

- 点击 savings plans（节省计划）的名称进入，并点击左侧的 续订，输入相关信息后点击 保存。



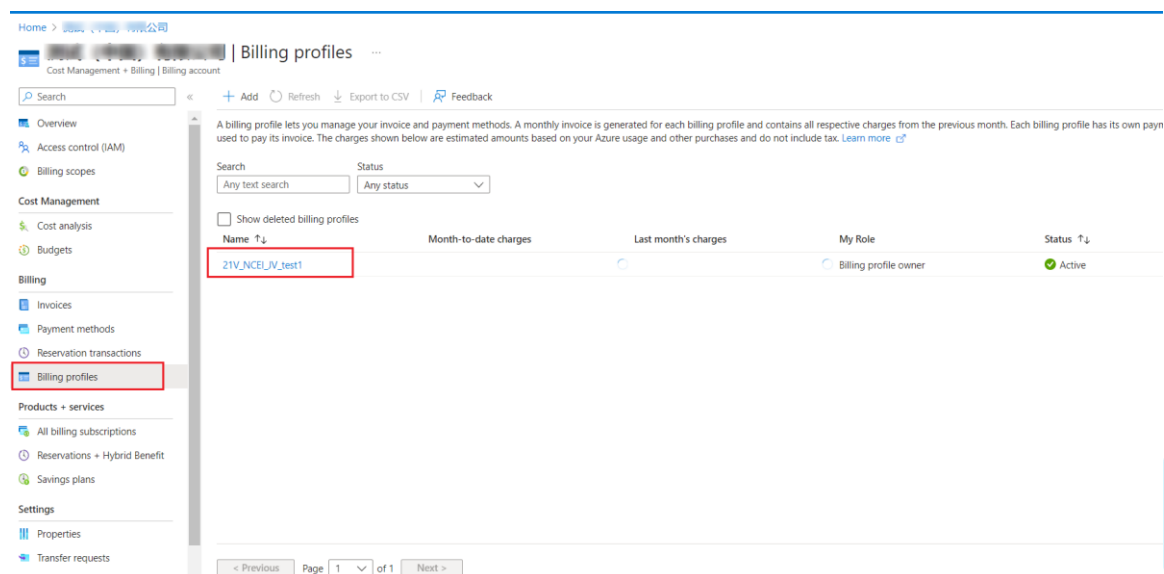
The screenshot shows the AWS Savings Plans console. The left-hand navigation menu has the 'Renewal' option highlighted with a red box. The main content area is titled 'Renewal' and contains the following information:

- Renewal**
 - Average utilization in the last 90 days: 156.47%
 - Current expiry date: 05/09/2024 (in 328 days)
 - Auto-renewal purchases a new savings plan automatically when the current savings plan expires.
 - If you don't renew, your resources won't be interrupted but you will be charged using the pay-as-you-go rate.
- Automatically renew this savings plan
- New savings plan settings**
A new savings plan will be created upon renewal.
- Name *
- SKU
- Applied scope
- Billing subscription *
- Term *
- Billing frequency *
- Hourly commitment *
- Estimated cost

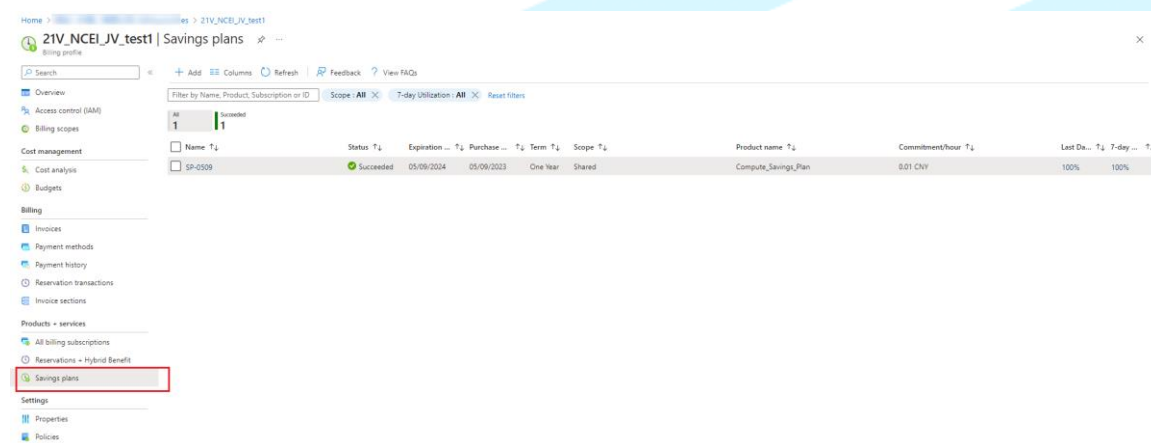
*Additional taxes and fees may apply at the time of purchase. If a lower price becomes available at the time of renewal, your renewal cost will be automatically adjusted to the lower price.

二、 如何查看 Saving Plan 的 Order ID

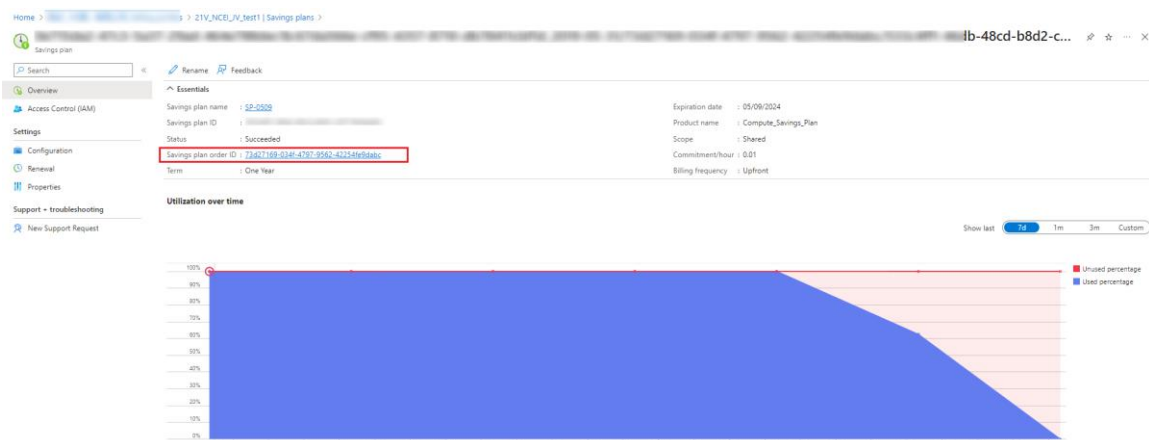
- 登录到 Azure Portal (<https://portal.azure.cn>)
- 搜索 cost management+billing
- 点击左侧的 Billing Profile (计费科目)



点击左侧的 savings plans (节省计划)

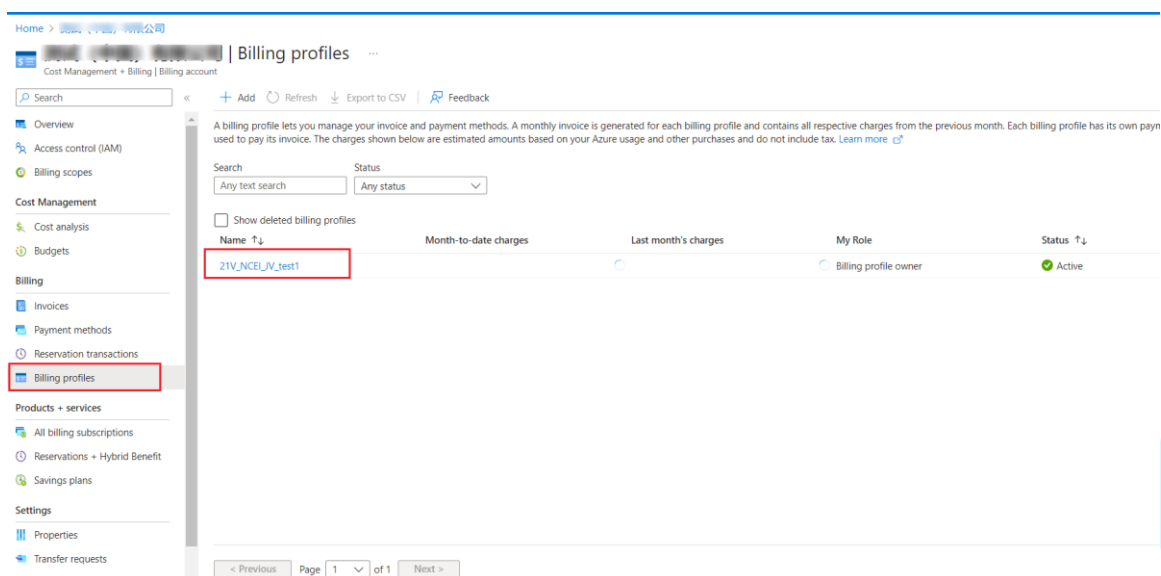


点击 savings plans（节省计划）的名称进入， 此处可以显示 saving plan 的 order ID 信息。

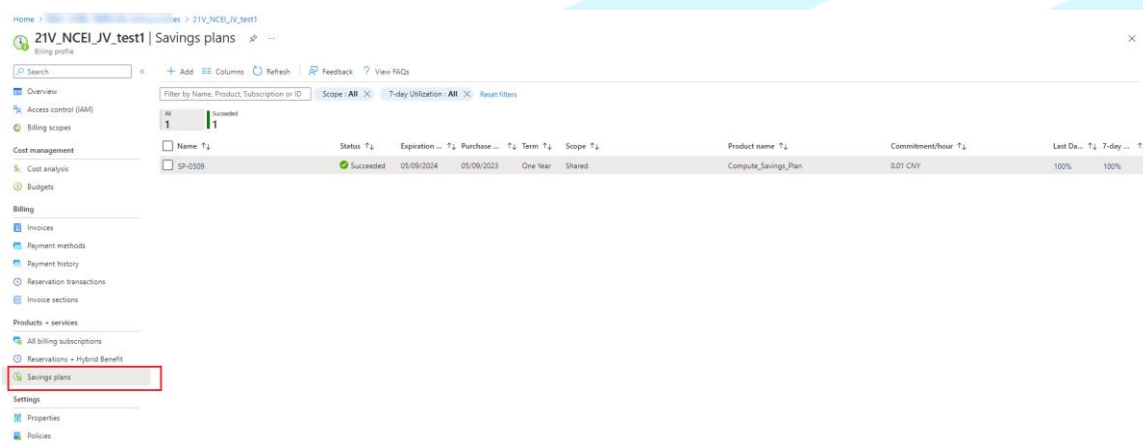


三、 如何查看 saving plan 的属性

- 登录到 Azure Portal (<https://portal.azure.cn>)
- 搜索 cost Management+Billing
- 点击左侧的 Billing Profile (计费科目)



- 点击左侧的 savings plans (节省计划)



- 点击 savings plans（节省计划）的名称进入，并点击左侧的 **属性**。



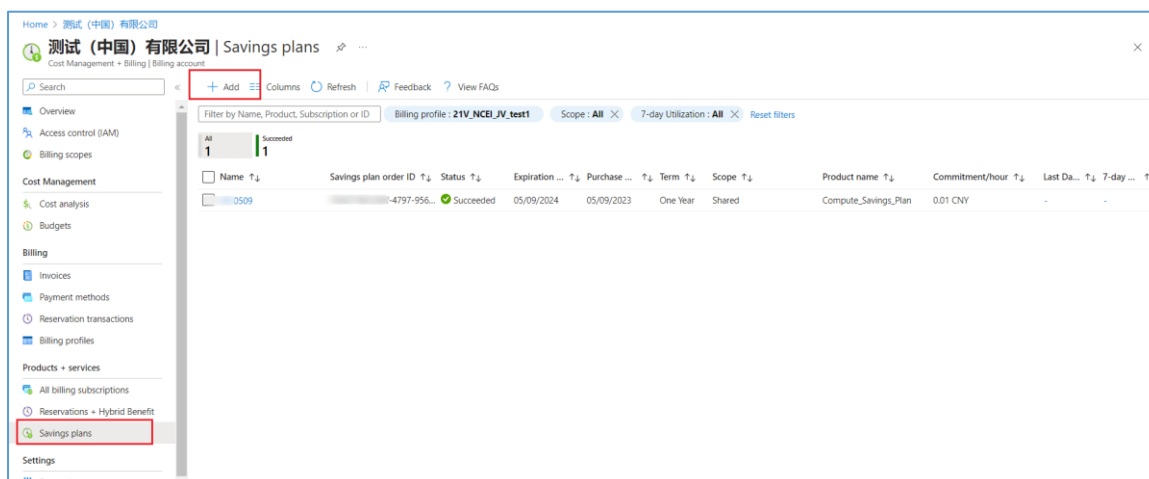
The screenshot shows the AWS Savings Plans console interface. The left-hand navigation menu is visible, with the 'Properties' tab highlighted in red. The main content area displays the following details:

- Status:** Succeeded
- Effective date:** 05/09/2023
- Expiration date:** 05/09/2024
- Savings plan ID:** [Redacted]
- Savings plan order ID:** 54...
- Product name:** Compute_Savings_Plan
- Term:** One Year
- Billing frequency:** Upfront

四、 如何购买 saving plan

操作步骤：

- 登录到 Azure Portal
- 搜索 **cost management + billing** > 点击 **saving plan** > 添加



- 输入以下信息后点击 **review + buy**

名称 - 为节省计划输入易记名称。

计费订阅 - 用于支付节省计划的订阅。

适用于任何符合条件的资源 - 有资格享受节省计划权益的资源范围

期限长度 - 一年或三年。

每小时承诺使用量 - 通过节省计划获得的每小时用量。在 Azure 门户中，最多可提供 10 条建

议。建议特定于范围。Azure 目前不提供针对管理组的建议。每个建议都包括：

每小时承诺使用量。

与承诺使用量的按需成本相比的潜在节省百分比。

新节省计划将涵盖的所选范围计算使用量的百分比。它包括承诺使用量加上以前购买的任何其他节省计划或预留。

记帐频率 - “全部预付”或“每月”。无论选择哪种频率，节省计划的总成本都是相同的。

Home > 测试 (中国) 有限公司 | Savings plans >

Add a plan

Basics Review + buy

Savings plan helps you save money on Azure products and services but with additional flexibility. By committing to a consistent amount of usage for 1 or 3 year terms, you receive significant savings on compute resource as you use them.

Name *

Billing subscription *

Apply to any eligible resource * Shared across the subscription's billing scope (Z1V_NCELJV_test1)
 Only in the subscription (Sheldon-050505)
 In a specific resource group in the selected subscription
 In a management group of the selected subscription

Term length * 3 years
 1 year

Hourly commitment in CNY *
No recommendations available

Billing frequency * Monthly
 All upfront

Cost summary

CNY 7,300.00/mo

CNY 87,600.00 total

[See details](#)

[Next: Review + buy](#)

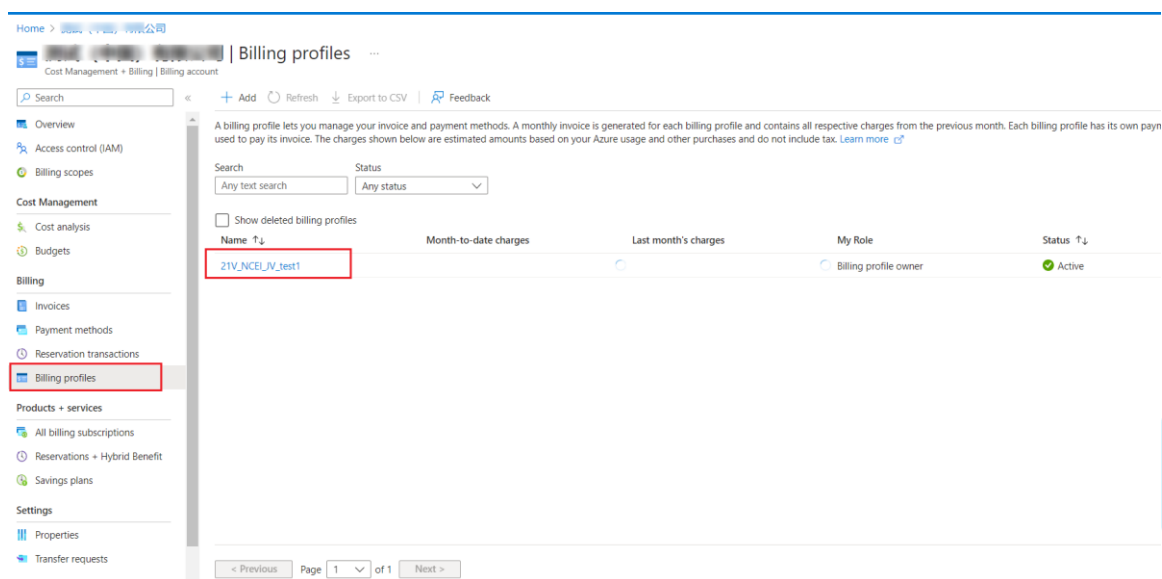


五、 如何在 Azure portal 中查看 saving plan 的详情以及利用率

登录到 Azure Portal (<https://portal.azure.cn>)

搜索 cost management+billing

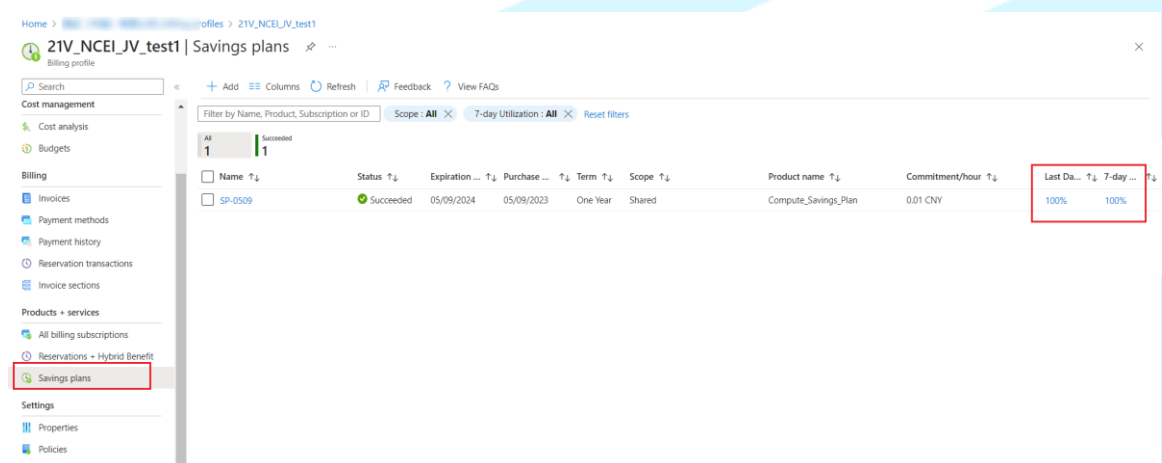
点击左侧的 Billing Profile (计费科目)



The screenshot shows the 'Billing profiles' page in the Azure portal. The left-hand navigation pane has 'Billing profiles' highlighted with a red box. The main content area displays a table of billing profiles. One profile, '21V_NCEI_JV_test1', is highlighted with a red box. The table has columns for Name, Month-to-date charges, Last month's charges, My Role, and Status.

| Name | Month-to-date charges | Last month's charges | My Role | Status |
|-------------------|-----------------------|----------------------|-----------------------|--------|
| 21V_NCEI_JV_test1 | | | Billing profile owner | Active |

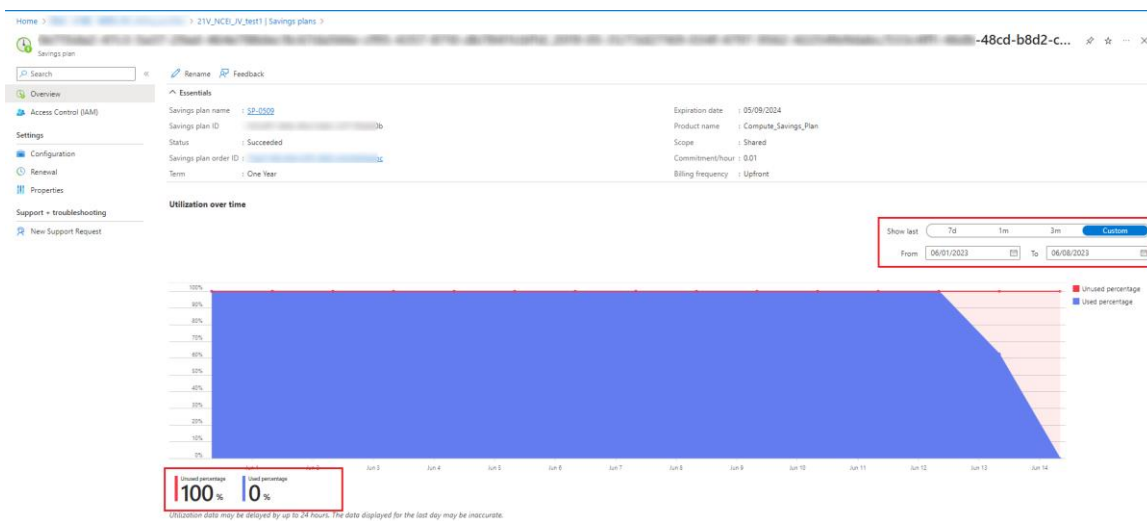
点击左侧的 savings plans (节省计划), 右侧可以看到利用率。



The screenshot shows the 'Savings plans' page for a specific billing profile. The left-hand navigation pane has 'Savings plans' highlighted with a red box. The main content area displays a table of savings plans. One plan, 'SP-0509', is highlighted with a red box. The table has columns for Name, Status, Expiration, Purchase, Term, Scope, Product name, Commitment/hour, and Last 7-day utilization.

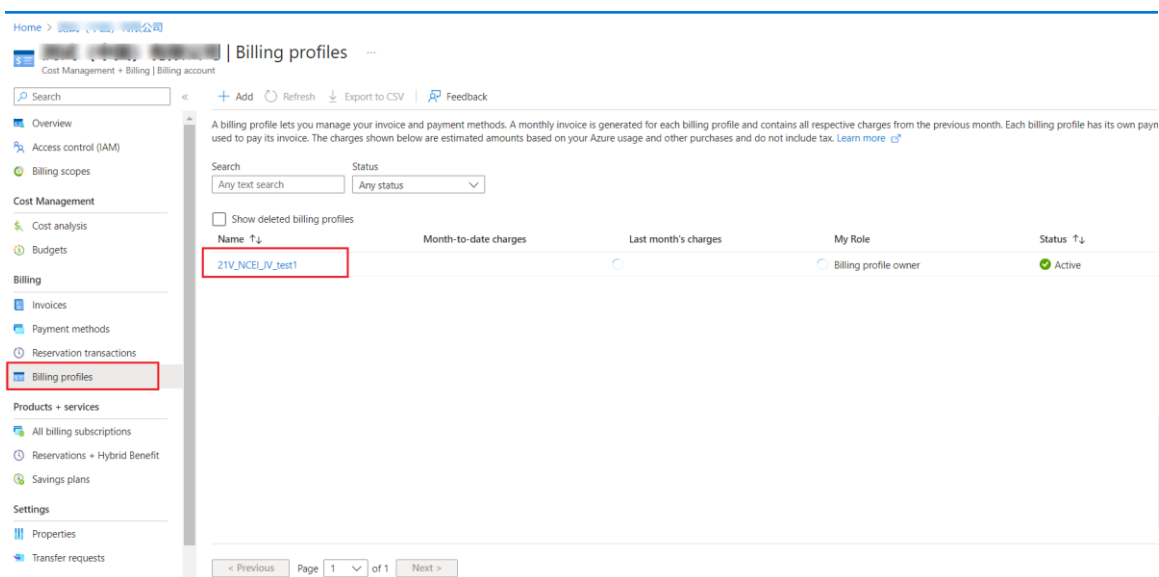
| Name | Status | Expiration | Purchase | Term | Scope | Product name | Commitment/hour | Last 7-day utilization |
|---------|-----------|------------|------------|----------|--------|----------------------|-----------------|------------------------|
| SP-0509 | Succeeded | 05/09/2024 | 05/09/2023 | One Year | Shared | Compute_Savings_Plan | 0.01 CNY | 100% 100% |

点击 saving plan 的名字，可以看到详细的信息。

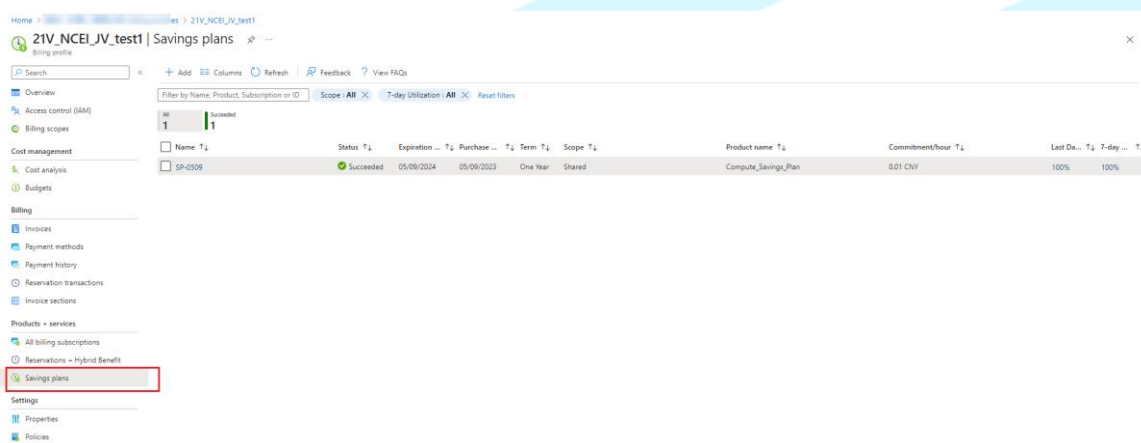


六、如何在 Azure portal 中更改 saving plan 的范围

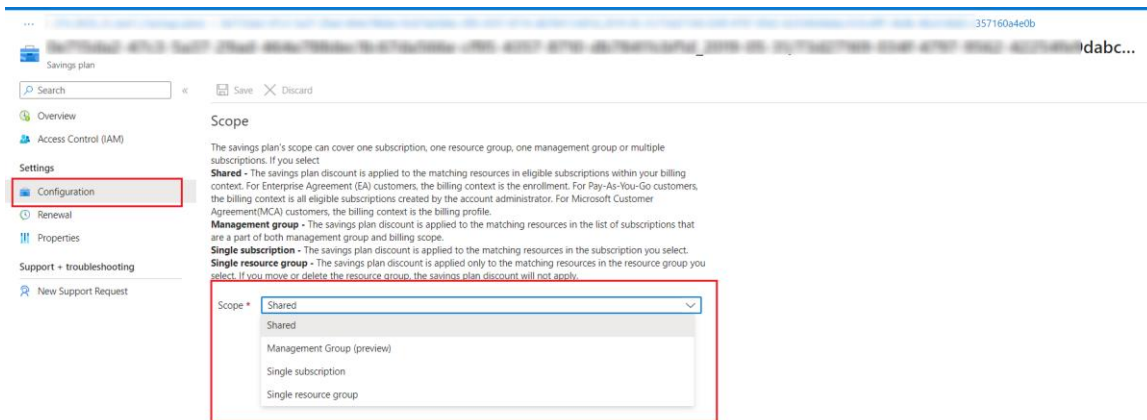
- 登录到 Azure Portal (<https://portal.azure.cn>)
- 搜索 cost Management+Billing
- 点击左侧的 Billing Profile (计费科目)



- 点击左侧的 savings plans (节省计划)



- 点击 savings plans（节省计划）的名称进入，并点击左侧的 配置，更改范围后点击 保存。



Savings plan

357160a4e0b

dabc...

Search

Save Discard

Overview

Access Control (IAM)

Settings

Configuration

Renewal

Properties

Support + troubleshooting

New Support Request

Scope

The savings plan's scope can cover one subscription, one resource group, one management group or multiple subscriptions. If you select

Shared - The savings plan discount is applied to the matching resources in eligible subscriptions within your billing context. For Enterprise Agreement (EA) customers, the billing context is the enrollment. For Pay-As-You-Go customers, the billing context is all eligible subscriptions created by the account administrator. For Microsoft Customer Agreement(MCA) customers, the billing context is the billing profile.

Management group - The savings plan discount is applied to the matching resources in the list of subscriptions that are a part of both management group and billing scope.

Single subscription - The savings plan discount is applied to the matching resources in the subscription you select.

Single resource group - The savings plan discount is applied only to the matching resources in the resource group you select. If you move or delete the resource group, the savings plan discount will not apply.

Scope *

- Shared
- Shared
- Management Group (preview)
- Single subscription
- Single resource group